



Dual Language Immersion

Kindergarten Spanish At-Home Packet Week 1

In order to support parents' efforts to maintain a learning environment for students, UCPS has compiled these optional resources for practice.

There is no expectation that this packet is returned to school at any time.

If you have questions about any of the content contained in this packet, please reach out to your child's teacher.

Digital resources are available on the EmpowerED Family Portal.

<http://bit.ly/EmpowerEDportal>

Lee las siguientes frases y responde las preguntas. *Please help your child to read the sentences and then answer the questions.*

Nombre: _____

Yo veo

Yo veo un gato negro.



Yo puedo ver 3 perros.



Yo veo 2 jirafas.



Yo puedo ver 5 mariposas.



1. Yo puedo ver 5 _____.
- a. mariposas
 - b. jirafas
 - c. perros

2. El gato es _____.
- a. verde
 - b. negro
 - c. azul

Yo tengo

Yo tengo 3 ojos

Yo tengo 4 dedos.

Yo tengo 2 orejas largas.

Yo tengo 2 pies cortos.





1. Yo tengo 2 pies _____.
- a. largos
 - b. cortos
 - c. feos

2. Yo tengo 4 _____.
- a. ojos
 - b. dedos
 - c. boca


Descomponer la palabra en sílabas y luego en letras. *Please help your child to identify how many syllables (or parts) there are in a word (eg: tab-le) and how many letters.*


					
<u>muñeca</u>					
mu		<u>ñe</u>		ca	
m	u	ñ	e	c	a

					
<u>gusano</u>					






					
<u>vacuna</u>					

					
<u>llavero</u>					

					
<u>zapato</u>					

					
<u>hierba</u>					

Mira la imagen y lee la palabra. Construye la palabra con playdoh, luego escribe la palabra. *Please help your child to read the words and make them with playdoh, then write them using colors.*

 <p>Araña</p>	<table border="1"><tr><td data-bbox="375 428 495 567">A</td><td data-bbox="498 428 1019 567">raña</td></tr></table>	A	raña	<p>Araña</p>
A	raña			
 <p>Abeja</p>	<table border="1"><tr><td data-bbox="375 646 495 785"></td><td data-bbox="498 646 1019 785"></td></tr></table>			<p></p>
 <p>Amigo</p>	<table border="1"><tr><td data-bbox="375 882 495 1020"></td><td data-bbox="498 882 1019 1020"></td></tr></table>			<p></p>
 <p>Avión</p>	<table border="1"><tr><td data-bbox="375 1138 495 1276"></td><td data-bbox="498 1138 1019 1276"></td></tr></table>			<p></p>
 <p>Árbol</p>	<table border="1"><tr><td data-bbox="375 1373 495 1512"></td><td data-bbox="498 1373 1019 1512"></td></tr></table>			<p></p>

Traza las letras del Abecedario.

Trace the letters of the Alphabet.



Aa Bb Cc Ch Dd Ee

Ff Gg Hh Ii Jj Kk Ll

Lll Mm Nn Ññ Oo Pp

Qq Rr Ss Tt Uu Vv Ww

Xx Yy Zz



Aa Bb Cc Ch Dd Ee
























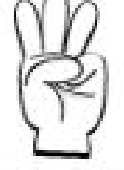








Ff Gg Hh Ii Jj Kk Ll

Lll Mm Nn Ññ Oo Pp

Qq Rr Ss Tt Uu Vv Ww

Xx Yy Zz

Cuenta los dedos y haz la suma. *Count the fingers and make the addition.*

  $_ + _ = _$	  $_ + _ = _$
  $_ + _ = _$	  $_ + _ = _$
  $_ + _ = _$	  $_ + _ = _$
  $_ + _ = _$	  $_ + _ = _$
  $_ + _ = _$	  $_ + _ = _$
  $_ + _ = _$	  $_ + _ = _$
  $_ + _ = _$	  $_ + _ = _$
  $_ + _ = _$	  $_ + _ = _$

Marco de diez. Colorea los huevos que quiere poner el conejo en la cesta


Ten frames. Color the eggs that the bunny has to put in the basket.

The image contains ten frames arranged in a 3x2 grid. Each frame features a cartoon bunny on the left holding a basket with a number inside. To the right of the bunny is a ten-frame consisting of two rows of five empty egg shapes. The numbers in the baskets are: 14 (top-left), 11 (top-right), 17 (middle-left), 10 (middle-right), 20 (bottom-left), and 12 (bottom-right).

EL CUERPO HUMANO

Instrucciones: Dibuja las partes del cuerpo que faltan. Puedes crear un pelo súper loco! Luego escribe las partes del cuerpo en los rectángulos

Instructions: Draw the missing body parts . You can draw a super crazy hairstyle! Then label the parts.



Traza, escribe y lee en voz alta las siguientes sílabas. Intenta hacer buena letra.

Trace, write and read aloud the next syllables. Try to do your best handwriting.

La me po se no tu

ja lo ñu ri co mu

Todo sobre mí. All about me.

Todo sobre mí

Me llamo...

Tengo años

Este / esta soy yo

Vivo en _____

Mi color favorito es el...

Mi comida favorita es...

Mi animal favorito es...