

AUTHORIZED AIR FORCE JROTC BADGES AND INSIGNIA



**Optional
Enlisted/Officer
Service Cap Insignia**



**OFFICERS
SERVICE CAP
INSIGNIA**



**MODEL ROCKETRY
BADGE**



**ACADEMY OF
MODEL AERONAUTICS
SILVER WINGS**



**KITTY HAWK
AIR SOCIETY
BADGE**



**DISTINGUISHED
CADET BADGE**



METAL OR CLOTH



**GROUND SCHOOL
BADGE**



**FLIGHT SOLO
BADGE**



**FLIGHT CERTIFICATE
BADGE**



**AEF BADGE
(NEW)**



**Marksmanship
Shield**



**AWARENESS
PRESENTATION
TEAM BADGE**

Choose one only. Follow APT placement criteria. May NOT wear Marksmanship Shield and a Marksmanship Badge.



MARKSMANSHIP



SHARPSHOOTER



EXPERT

Choose one only. Place directly underneath ribbons. May NOT wear Marksmanship Shield and Marksmanship Badge. Do not wear Marksmanship badges with medals.

Badges/Insignia not listed here are unauthorized.

AIR FORCE JROTC RANK INSIGNIA

CADET OFFICER RANK



SECOND
LIEUTENANT



FIRST
LIEUTENANT



CAPTAIN



MAJOR



LIEUTENANT
COLONEL

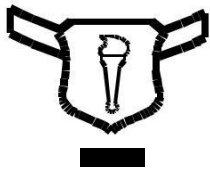


COLONEL

NOTE: Cadet Officer rank used is either cloth epaulet or collar rank, depending on specific uniform worn.

CADET ENLISTED RANK

AIRMAN BASIC:
NO RANK INSIGNIA



AIRMAN
FIRST CLASS



SENIOR
AIRMAN



STAFF
SERGEANT



TECHNICAL
SERGEANT



MASTER
SERGEANT



SENIOR
MASTER
SERGEANT



CHIEF
MASTER
SERGEANT


NOTE: Cadet Enlisted rank used is small collar rank only, regardless of uniform worn

Rank insignia not listed here is unauthorized.

The First Sergeant device is not authorized.

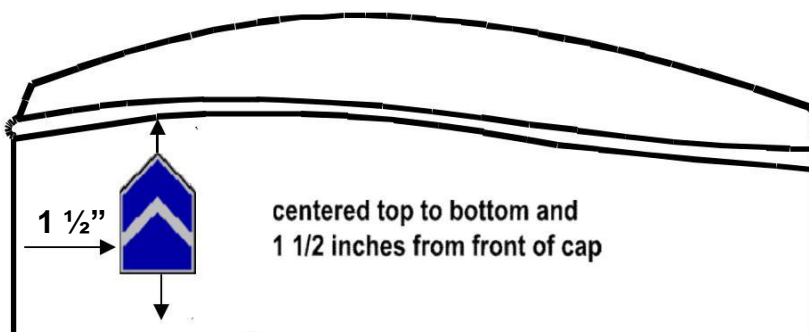
CADET MALE HEADGEAR

SERVICE CAP



Service Cap - Cadet officers may wear the AFJROTC officer hat insignia or the large Hap Arnold Wings insignia. Enlisted cadets may only wear the large Hap Arnold Wings insignia

FLIGHT CAP*



- Enlisted Ranks will have no hat insignia on the flight cap.
- The former officer flight cap emblem will not be worn on the flight cap.

CADET FEMALE HEADGEAR


SERVICE CAP

Solid Blue Color with no embroidery



Service Cap - Cadet officers may wear the AFJROTC officer hat insignia or the large Hap Arnold Wings insignia. Enlisted cadets may only wear the large Hap Arnold Wings insignia.

FLIGHT CAP*

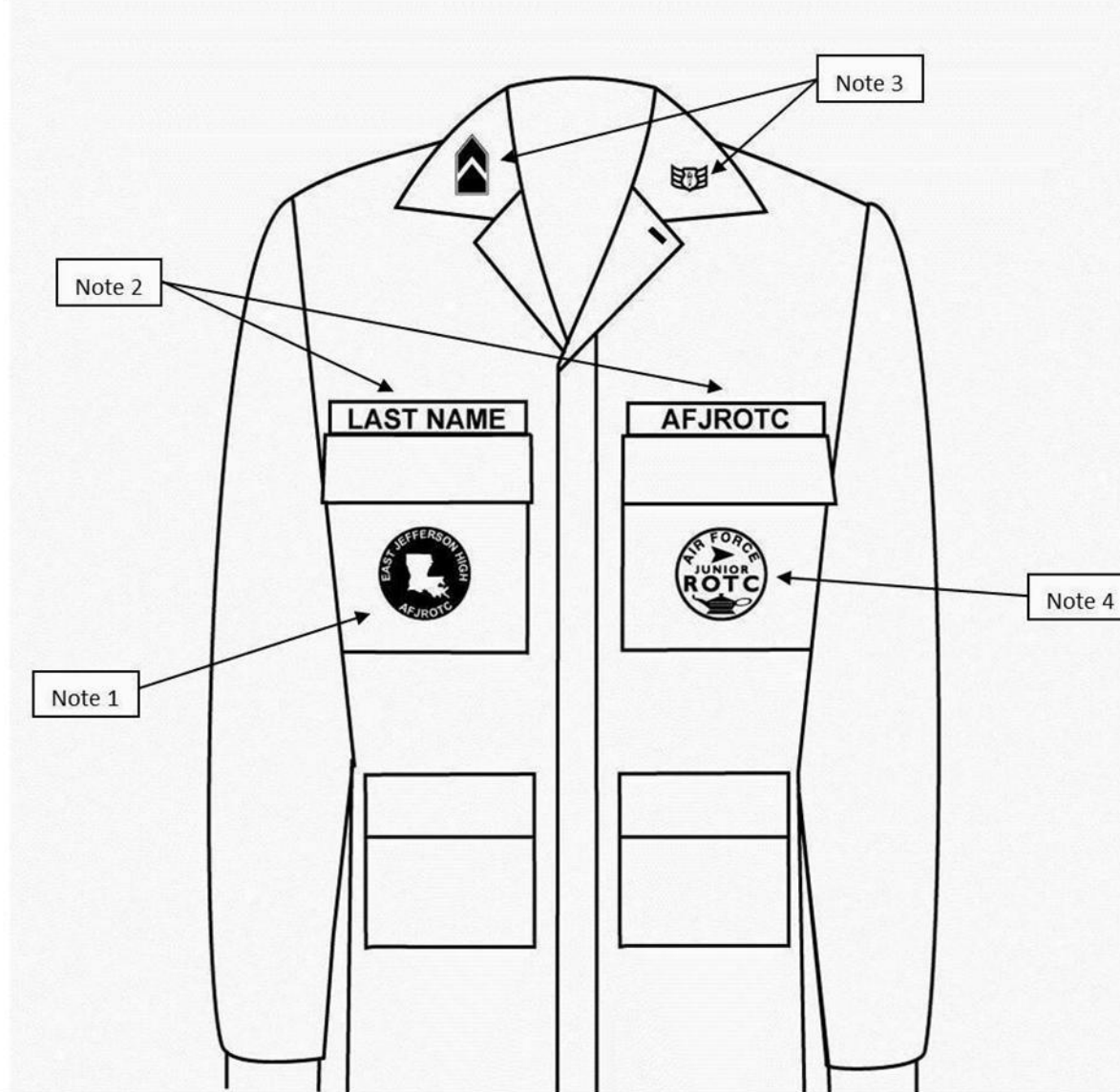


- Enlisted Ranks will have no hat insignia on the flight cap.

- **The former officer flight cap emblem will not be worn on the flight cap.**

Attachment 7-5

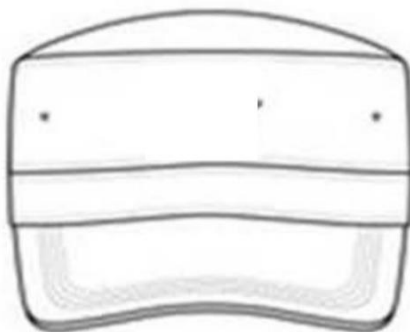
CADET ABU Male and Female



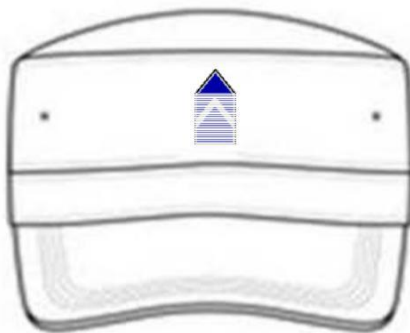
1. Unit patch (optional). If worn, will be placed on right pocket and centered. (AF Funds may not be used to procure unit patches.)
2. Last Name and AFJROTC tapes, dark blue (mandatory). Tapes are grounded and centered on pockets. Name tape only may be held with Velcro to enable reuse/reissue to a different cadet.
3. Grade insignia (officer or enlisted) (mandatory). Will be worn on the left and right collars, centered on collar and parallel with bottom of collar. Airman Basic have no collar insignia.
4. AFJROTC Patch (white, Lamp of Knowledge): WHITE patch only (mandatory). Will be worn on left pocket and centered.

Attachment 7-6

CADET ABU HEADGEAR

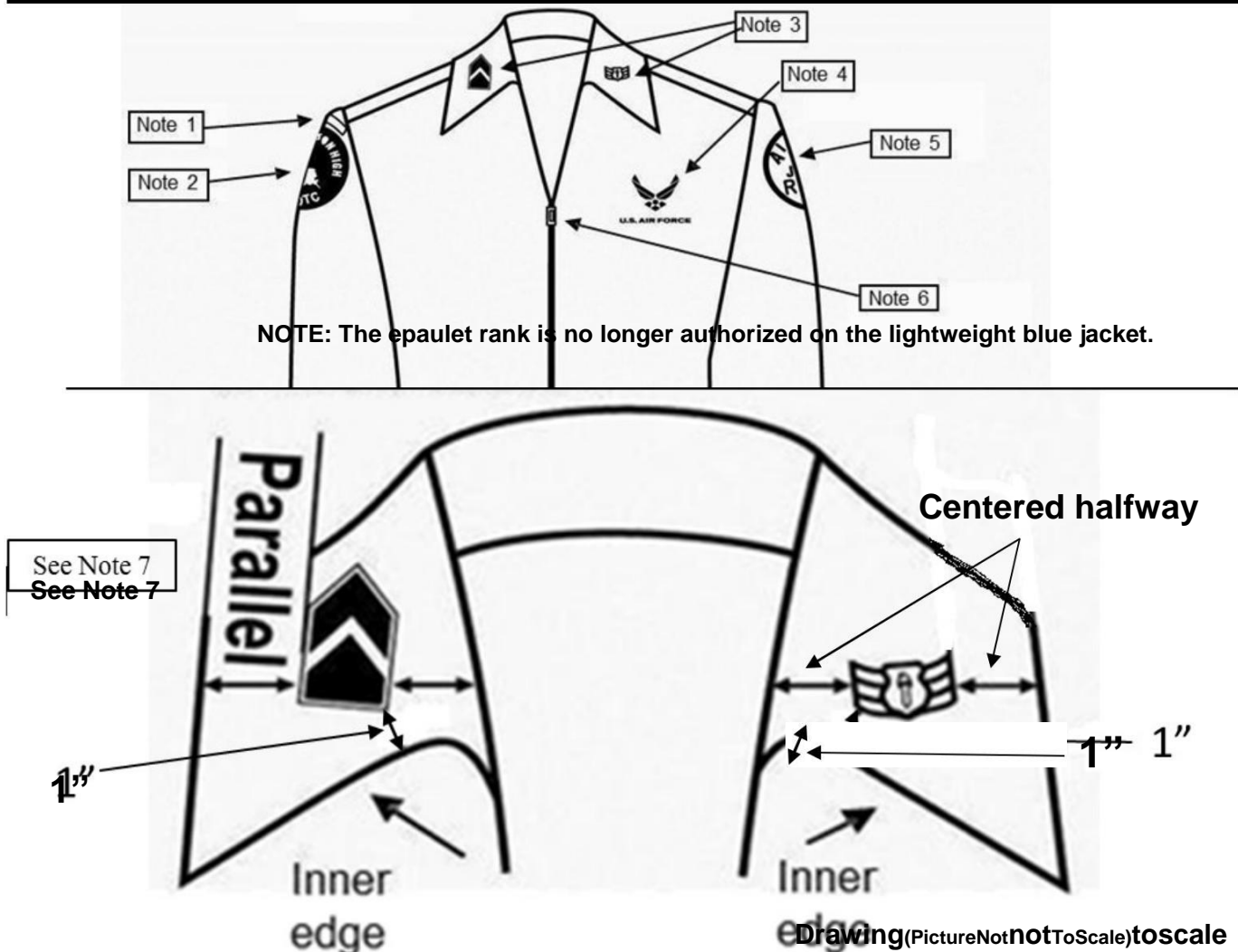


Enlisted Cadets will not wear rank on the ABU cap.



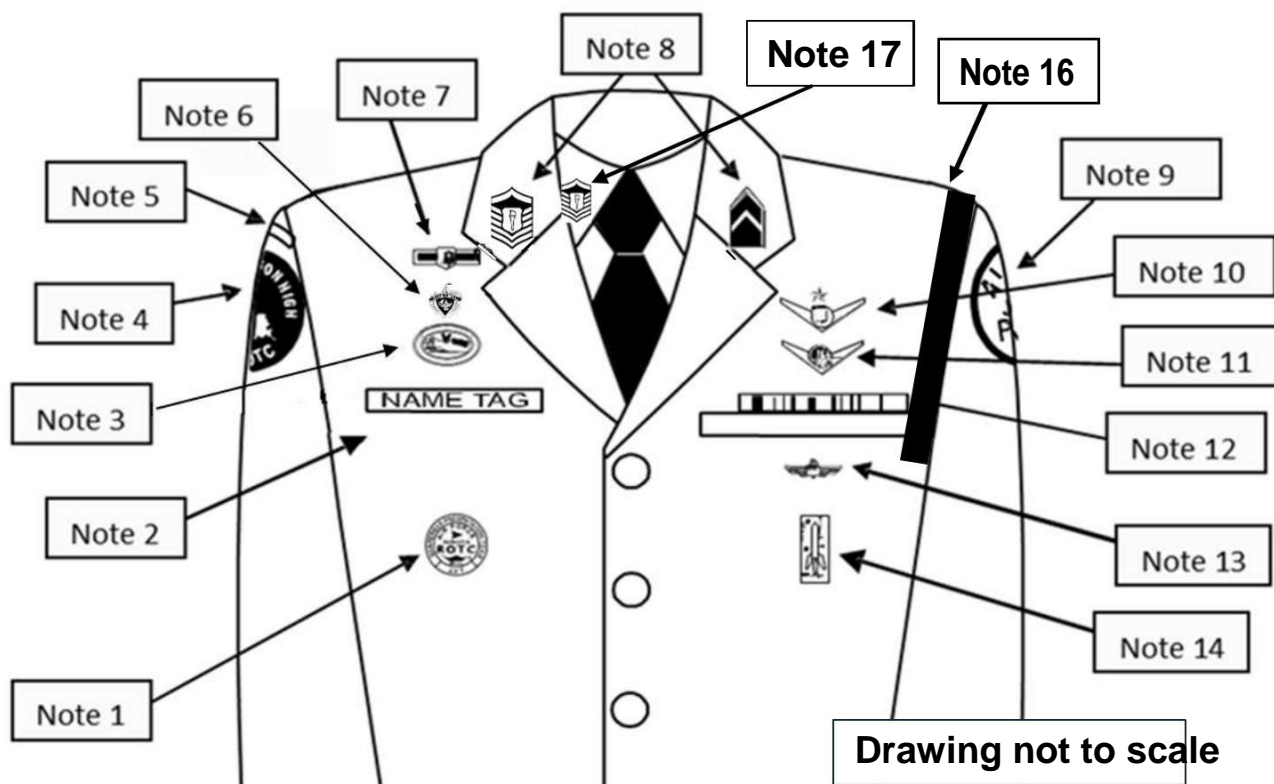
Officers will wear rank insignia on the ABU cap.

CADET LIGHT WEIGHT BLUE JACKET



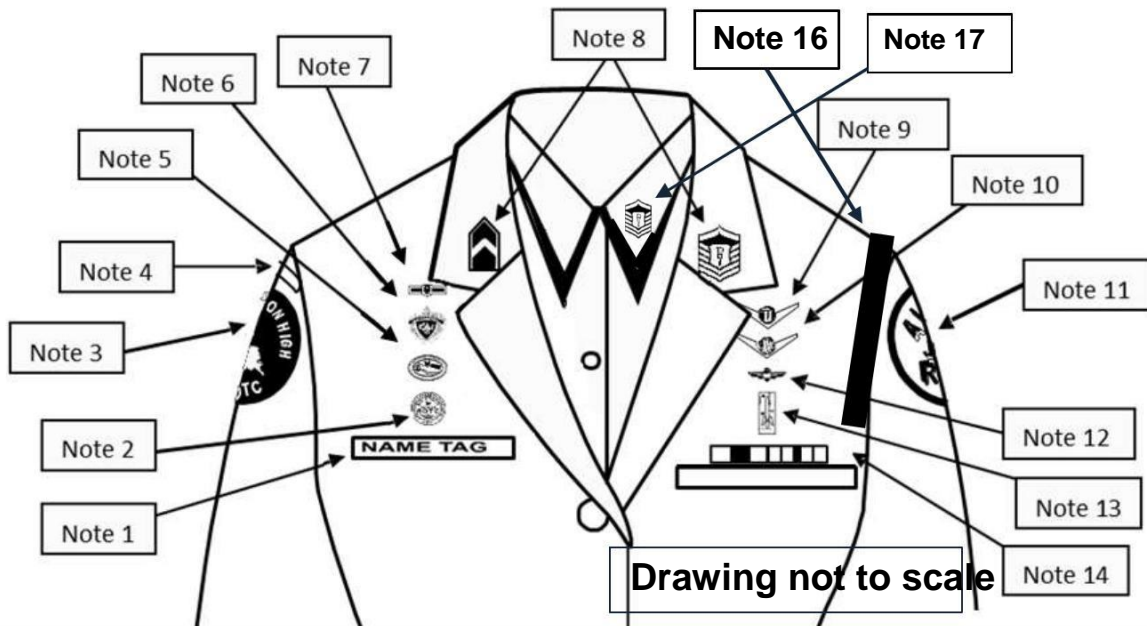
1. Shoulder tabs are centered between unit patch and shoulder seam. If no patch, then 1 inch below shoulder seam.
2. Unit patch on right $\frac{1}{2}$ to 1 inch below shoulder seam and centered.
3. Grade insignia (officer and enlisted) will be worn on both lapels, mandatory. For placement see Note 7.
4. Optional item: center vertically between the shoulder seam and where the underarm side seam joins the armhole sleeve and center horizontally between the center zipper and the sleeve armhole seam.
5. AFJROTC Patch (white, Lamp of Knowledge), mandatory. Center $\frac{1}{2}$ to 1 inch below left shoulder seam
6. Jacket will be closed to at least the halfway point.
7. Center insignia horizontally on collar. Place 1 inch from bottom of collar and parallel to the outer edge of the collar.
8. Enlisted rank insignia MUST be worn on the blue shirt while wearing the light weight jacket.
9. Ascots and shoulder cords will not be worn on this uniform.

CADET MALE SERVICE DRESS



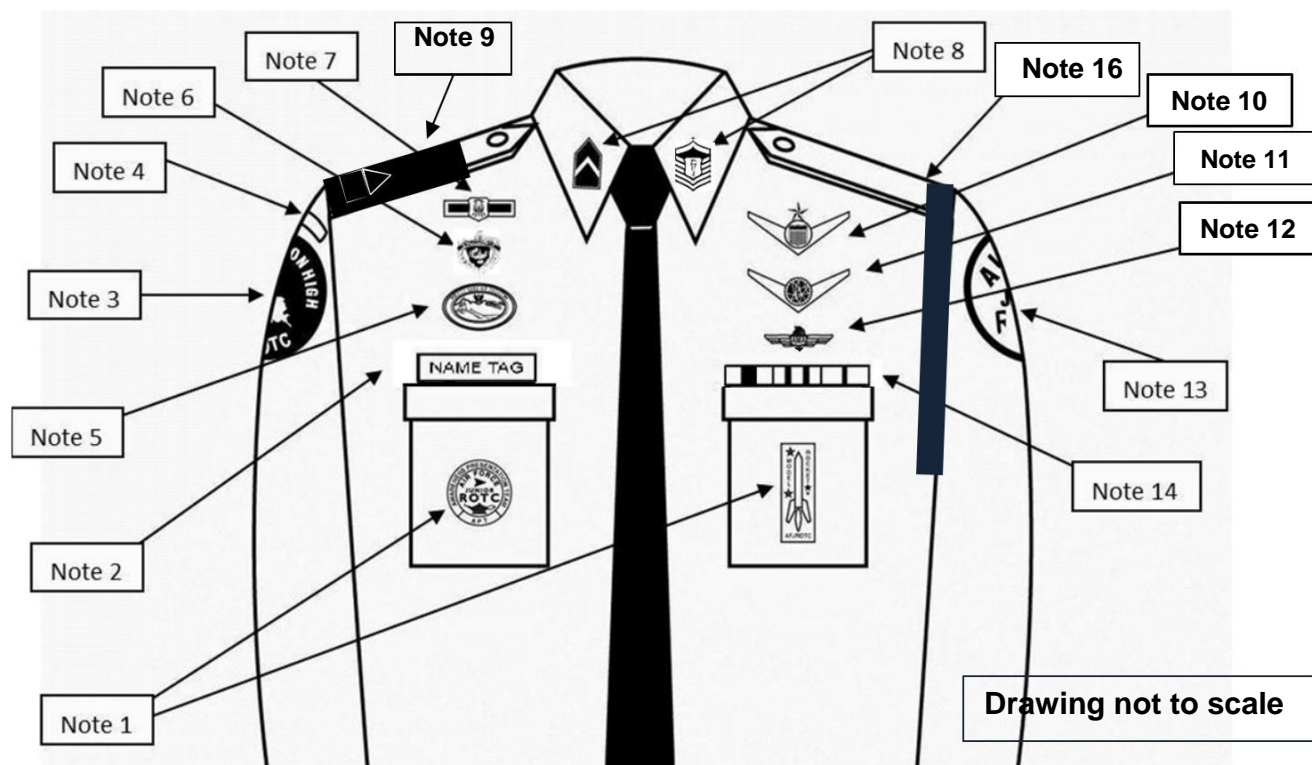
1. Awareness Presentation Team (APT) Badge. Centered 3 inches below the bottom of the silver name tag.
2. Silver Name tag, mandatory. Center on the right side between arm seam and lapel with bottom edge parallel to top of welt pocket.
3. Kitty Hawk Badge. See Note 15 below.
4. Unit patch. Place $\frac{1}{2}$ to 1 inch below shoulder seam and centered.
5. Shoulder tab: Center between unit patch and shoulder seam. If no patch, then 1 inch below shoulder seam.
6. Aerospace Education Foundation (AEF) Badge. See Note 15 below.
7. Distinguished Cadet Badge. See Note 15 below.
8. Grade insignia (officer and enlisted) worn on both lapels, mandatory. Place insignia halfway up the seam, resting on but not over it. Bottom of insignia is horizontal with the ground.
9. AFJROTC Patch (white, Lamp of Knowledge), mandatory. Center $\frac{1}{2}$ to 1 inch below left shoulder seam.
10. Flight Solo or Flight Certificate Badge. See Note 15 below.
11. Ground School Badge. See Note 15 below.
12. Ribbons, mandatory. Centered, on but not over edge of pocket. Wear 3 or 4 in a row. Wear all or some ribbons earned.
13. Academy of Model Aeronautic (AMA) Wings. Worn 1 inch below pocket.
14. Model Rocketry Badge. Worn 2 inches below AMA Wings or 3 inches below pocket if no AMA Wings are worn.
15. First badge placed $\frac{1}{2}$ inch above silver name tag or ribbons and is centered horizontally. Additional badges are placed $\frac{1}{2}$ inch above previous badge.
16. Shoulder Cord. No wider than 1 inch and will be grounded to the seam of the left shoulder. May be solid or multi-colored.
17. Enlisted rank insignia **MUST** be worn on the blue shirt while wearing the service dress.
18. Medals are not authorized for wear on this uniform with ribbons. Ribbons and medals may not be mixed.

CADET FEMALE SERVICE DRESS



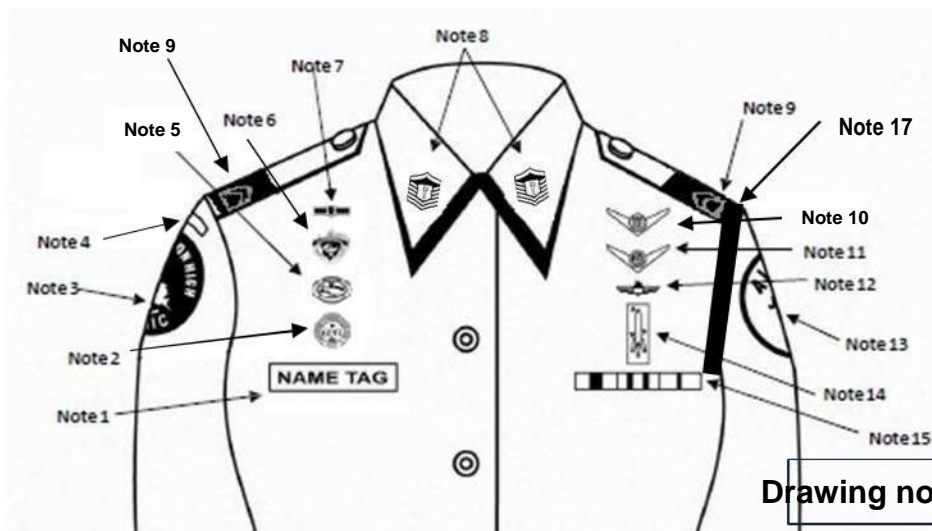
1. Silver Name tag, mandatory. Center on the right side between arm seam and lapel with bottom edge even with to 1 ½ inch higher or lower than the first exposed button.
2. Awareness Presentation Team Badge. See Note 15 below.
3. Unit patch. Center ½ to 1 inch below shoulder seam
4. Shoulder tab: Center between unit patch and shoulder seam. If no patch, then 1 inch below shoulder seam
5. Kitty Hawk Badge. See Note 15 below.
6. Aerospace Education Foundation (AEF) Badge. See Note 15 below.
7. Distinguished Cadet Badge. See Note 15 below.
8. Grade insignia (officer and enlisted) worn on both lapels, mandatory. Place insignia halfway up the seam, resting on but not over it. Bottom of insignia is horizontal with the ground.
9. Flight Solo or Flight Certificate Badge. See Note 15 below.
10. Ground School Badge. See Note 15 below.
11. AFJROTC Patch (white, Lamp of Knowledge), mandatory. Center ½ to 1 inch below left shoulder seam.
12. Academy of Model Aeronautic (AMA) Wings. Worn 1 inch below pocket.
13. Model Rocketry Badge. Worn 2 inches below AMA Wings or 3 inches below pocket if no AMA Wings are worn.
14. Ribbons, mandatory. Center ribbons resting on but not over edge of welt pocket. Wear 3 or 4 in a row. Wear all or some ribbons earned.
15. First badge placed ½ inch above silver name tag or ribbons and is centered horizontally. Additional badges are placed ½ inch above previous badge.
16. Shoulder Cord. No wider than 1 inch and will be grounded to the seam of the left shoulder. May be solid or multi-colored.
17. Enlisted rank insignia MUST be worn on the blue shirt while wearing the service dress.
18. Medals are not authorized for wear on this uniform with ribbons. Ribbons and medals may not be mixed.

CADET MALE BLUE SHIRT



1. Awareness Presentation Team (APT) and Model Rocketry Badge are centered on the pockets on the appropriate sides as displayed above.
2. Name Tag: Mandatory wear. Blue Plastic with white letters. Must be grounded and centered over wearer's right pocket.
3. Unit patch. Centered $\frac{1}{2}$ to 1 inch below the shoulder seam.
4. Shoulder tab. Centered between unit patch and shoulder seam. If no patch, then place 1 inch below shoulder seam.
5. Kitty Hawk Badge. See Note 15.
6. Aerospace Education Foundation (AEF) Badge. See Note 15.
7. Distinguished Cadet Badge. See Note 15.
8. Grade insignia, mandatory (officer and enlisted) worn on both left and right collar, centered side to side and top to bottom. Enlisted rank's bottom point of torch points towards the point of the collar. Officer top point of rank aligned with point of collar. Cadet/Amn Basic have no insignia of any kind on the collar.
9. Officers only. When using officer cloth rank on epaulets versus miniature metal rank on collar, place as close as possible to shoulder seam. (Use larger male epaulets only).
10. Flight Solo or Flight Certificate Badge. See Note 15.
11. Ground School Badge. See Note 15.
12. Academy of Model Aeronautic (AMA) Wings. See Note 15.
13. AFJROTC Patch (white, Lamp of Knowledge), mandatory. Center $\frac{1}{2}$ to 1 inch below left shoulder seam.
14. Ribbons are optional. Wear all, some or no ribbons earned. If worn, ribbons will be centered, resting on, but not over the edge of the pleated pocket on the wearers left.
15. First badge placed $\frac{1}{2}$ inch above name tag or ribbons and is centered horizontally. Additional badges placed $\frac{1}{2}$ inch above previous badge.
16. Shoulder Cord. No wider than 1 inch and will be grounded to the seam of the left shoulder under epaulet. May be solid or multi-colored.
17. Medals (regardless of what type) are not authorized for wear on this uniform.

CADET FEMALE BLUE SHIRT



1. Name Tag: Mandatory wear. Blue Plastic with white letters. Without ribbons: centered on right side, parallel to ground and within 1 ½ inches higher/lower than topmost exposed button. With Ribbons: Even with bottom row of ribbons, centered on right side, parallel to ground and within 1 ½ inches higher/lower than topmost exposed button.
2. Awareness Presentation Team (APT) Badge. See Note 16
3. Unit Patch. Centered on sleeve and ½ to 1 inch below shoulder seam.
4. Shoulder Tab (Metal or cloth). Centered between unit patch and shoulder seam. If no patch, then 1 inch below shoulder seam.
5. Kitty Hawk Air Society Badge. See Note 16.
6. Aerospace Education Foundation (AEF) Badge. See Note 16.
7. Distinguished Cadet Badge. See Note 16.
8. Grade insignia, mandatory (officer and enlisted) worn on both left and right collar, centered side to side and top to bottom. Enlisted rank's bottom point of torch points towards the point of the collar. Officer top point of rank aligned with point of collar. Cadet/Amn Basic have no insignia of any kind on the collar
9. Officers only. When using officer cloth rank on epaulets versus miniature metal rank on collar, place as close as possible to shoulder seam. (Use smaller female epaulets only)
10. Flight Solo or Flight Certificate Badge. See Note 16.
11. Ground School Badge. See Note 16.
12. Academy of Model Aeronautics (AMA) Wings. See Note 16.
13. AFJROTC Patch (white, Lamp of Knowledge), mandatory. Center ½ to 1 inch below left shoulder seam
14. Model Rocketry Badge. See Note 16.
15. Ribbons are optional. Wear all, some or no ribbons earned. If worn, center ribbons on wearer's left, parallel with ground. Align bottom of the ribbons with the bottom of the name tag.
16. First badge is centered ½ inch above name tag or ribbons (as appropriate).
17. Shoulder Cord. No wider than 1 inch and will be grounded to the seam of the left shoulder under the epaulet. May be solid or multi-colored.
18. Medals (regardless of what type) are not authorized for wear on this uniform.

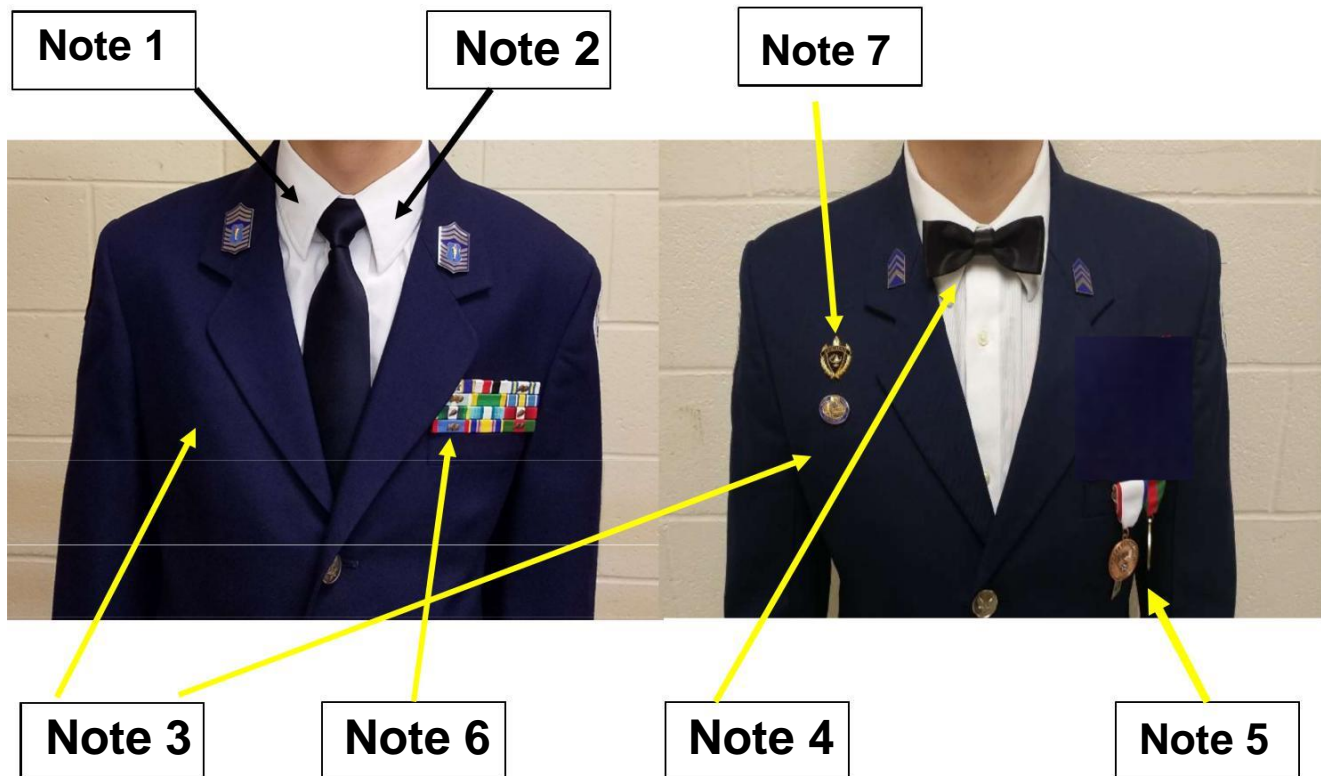
FLIGHT SUIT (Male and Female)



1. * AFJROTC Command Patch (mandatory). Velcro attached. This style of patch may only be worn on the Flight Suit. Cadets can only wear ground school, flight solo or flight certificate badges upon successful completion those programs (See Ops Supplement, Chapter 7, paras 7.2.1, 7.2.2 and 7.2.3).
2. The unit patch will be worn on the right sleeve (shoulder) of the Flight Suit, if the unit patch is unavailable then the white, Lamp of Knowledge, AFJROTC Patch will be worn Velcro attached.
3. * American Flag Patch (mandatory) on left shoulder. Velcro attached.
4. * Cadet Name Patch (mandatory). Velcro attached. Black background with silver border (if unit has a unit patch, units may substitute background color/border with unit patch colors). Cadet Name Badge – Top line will be Cadet Name and second line will be “CADET AFJROTC”.
5. Flight Suits are authorized for those cadets currently enrolled in or that have successfully completed aviation honors ground school, been awarded a flight solo badge, flight certificate badge or have successfully completed the AFJROTC Flight Academy program.

* Flight patches may be purchased from a vendor using MilPer funds.

Semi-Formal Dress Uniform



1. The blue or white long-sleeve shirt will be plain, knit or woven, commercial type with a short or medium point collar, with button or French cuffs.
2. Enlisted members do not need to wear two sets of ranks on the semi-formal uniform.
3. The Silver Name Tag will not be worn on the semi-formal dress uniform.
4. Black or Blue bow tie may be worn with the semi-formal uniform (white shirt only).
5. Large medals will be worn on the semi-formal uniform coat $\frac{1}{2}$ inch below the top of the welt of the pocket, centered on the pocket. If medals are worn, ribbons will not be worn (no mixing).
6. AFJROTC ribbons may be worn on the semi-formal uniform. If ribbons are worn, medals will not be worn (no mixing).
7. Authorized badges may be worn on the semi-form dress uniform. If medals are worn, badges that are normally worn directly under the ribbon rack will not be worn.
8. Headgear is not worn with the semi-formal dress uniform.

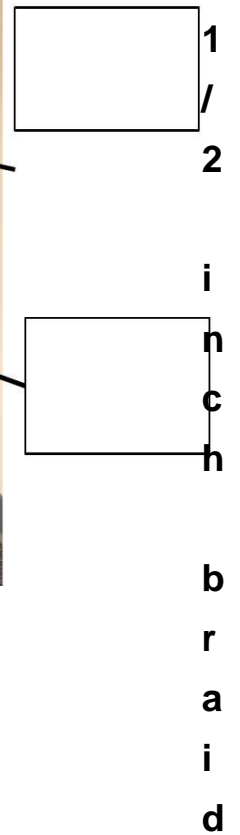

Sample Exhibition Uniform




**3/4 inch
stripe**

1. Berets. Solid Color, white, dark blue or black ONLY, with AFJROTC officer or enlisted rank insignia or mini-Hap Arnold Insignia. The former officer/enlisted flight cap emblem will not be worn on the beret.
2. Shoulder Cord. Cadets are authorized to wear one shoulder cord on the left shoulder. This will be a single “infantry” style cord, without metal tips, no more than 1-inch wide. On the blue shirt the cord will be under the epaulet, grounded to the left shoulder seam and pinned to the shoulder with the pin hidden beneath the cord. May be solid or multi-colored.
3. Blue/Silver Name Tags and ribbons may be omitted on uniforms where a drill rifle or other equipment may damage the item or injure the performing member. This does not apply to uniforms worn during regular uniform days.
4. Blue pants may be modified to have a $\frac{3}{4}$ inch stripe on the outside length of the pants, silver, dark blue, or black only. These items will not be worn on regular uniform days. .
5. Solid color ascots may be worn (embroidery or a unit patch is authorized on the ascot), colors may be locally-determined (school colors), but must be conservative and in good taste, and defined in the Cadet Guide or Unit Operations Instruction. Ascots will not be worn on regular uniform days.
6. Embroidery on the Air Force blue drill team uniform is not authorized, i.e., on the back of the blue shirt collar or shoulder yoke.
7. Specialized unit rank/shoulder boards are not authorized.
8. Wrist bands are not authorized.
9. AFJROTC Patch (white, Lamp of Knowledge), mandatory. Center $\frac{1}{2}$ to 1 inch below left shoulder seam

Sample Exhibition Uniform





$\frac{3}{4}$ inch
stripe




1. **Women's Service Caps** may be worn with the Hap Arnold Wings insignia or Officer Service Cap may also be worn with the large officer service cap insignia large officer's . Service Caps (wheel and bucket hats) will be a solid color and free of any embroidery.
2. **Shoulder Cord.** Cadets are authorized to wear one shoulder cord on the left shoulder. This will be a single "infantry" style cord, without metal tips, no more than 1-inch wide. On the blue shirt the cord will be under the epaulet, grounded to the left shoulder seam and pinned to the shoulder with the pin hidden beneath the cord. May be solid or multi-colored.
3. **Blue/Silver Name Tags** and ribbons may be omitted on uniforms where a drill rifle or other equipment may damage the item or injure the performing member. This does not apply to uniforms worn during regular uniform days.
4. **Blue pants** may be modified to have a $\frac{3}{4}$ inch stripe on the outside length of the pants, silver, dark blue, or black only. These items will not be worn on regular uniform days. .
5. **Solid color ascots** may be worn (embroidery or a unit patch is authorized on the ascot), colors may be locally-determined (school colors), but must be conservative and in good taste, and defined in the Cadet Guide or Unit Operations Instruction. Ascots will not be worn on regular uniform days.
6. **Embroidery on the Air Force blue drill team uniform** is not authorized, i.e., on the back of the blue shirt collar or shoulder yoke.
7. **Specialized unit rank/shoulder boards** are not authorized.
8. A $\frac{1}{2}$ inch silver, dark blue, or black only sleeve braid, 3 inches from the end of the sleeve, may be worn.
9. **AFJROTC Patch** (white, Lamp of Knowledge), mandatory. Center $\frac{1}{2}$ to 1 inch below left shoulder seam

Sample Uniform Pictures



Sample Uniform Pictures



Sample Uniform Pictures



Local Purchased PFT Gear



FEDMALL Purchased Air Force PTG