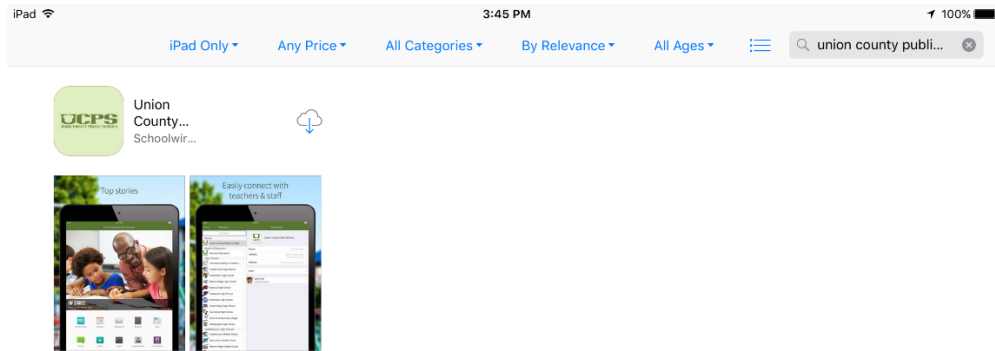


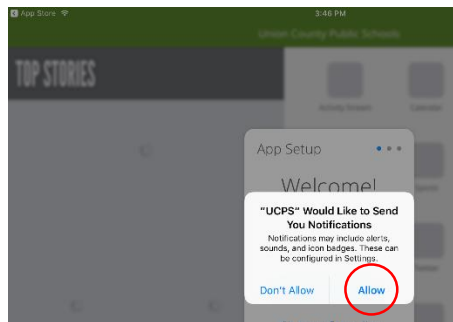
MOBILE APP

Instructions to Download the **Union County Public Schools app**

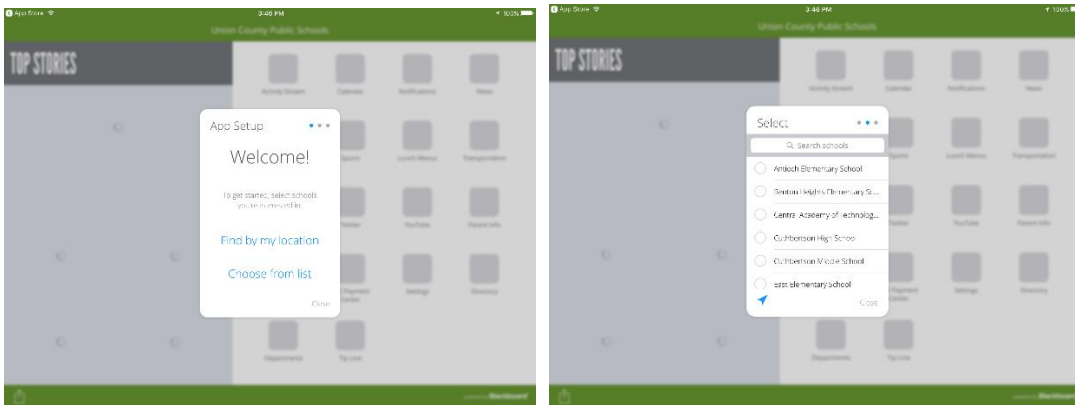
1. For your specific mobile device, go to the **App store** or **Google Play store**.
2. Search for “**Union County Public Schools**”.



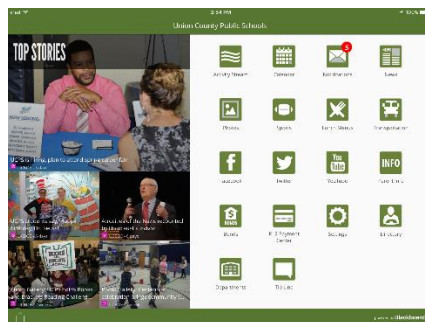
3. Download (install) the app on your mobile device.
4. Once downloaded, Open the app.
4. You will be prompted to allow the UCPS App to send Push Notifications to your device; you should select “Allow”.



5. You will be prompted to Choose the school(s) to follow; usually, these are the schools that your children attend.
NOTE: In addition to the selected school(s), the app will always include District news, feeds, etc.



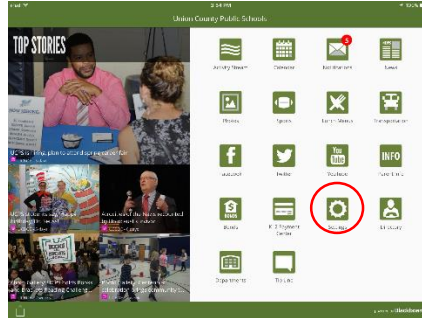
6. Once you have chosen your default school(s), the Home screen will be displayed.



MOBILE APP

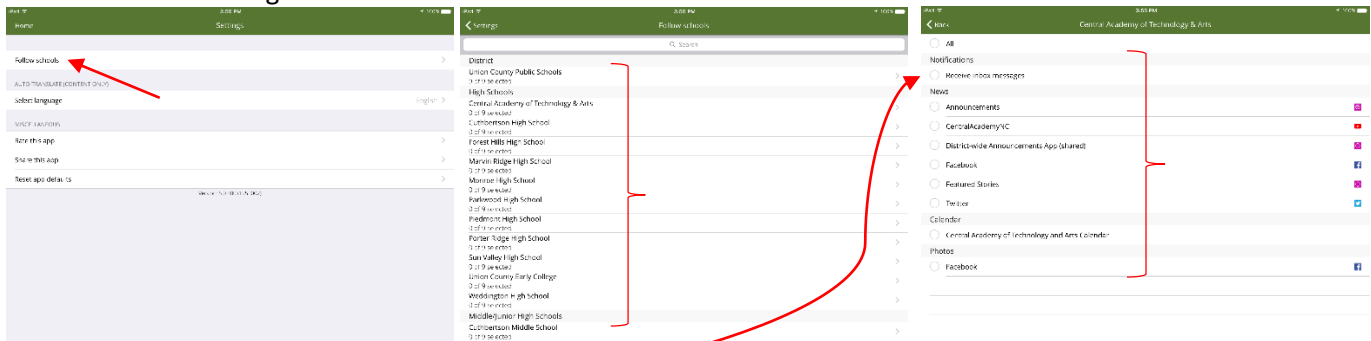
Instructions to Download the **Union County Public Schools app**

7. To change the school(s) and information that you follow, go to the **Settings** icon.



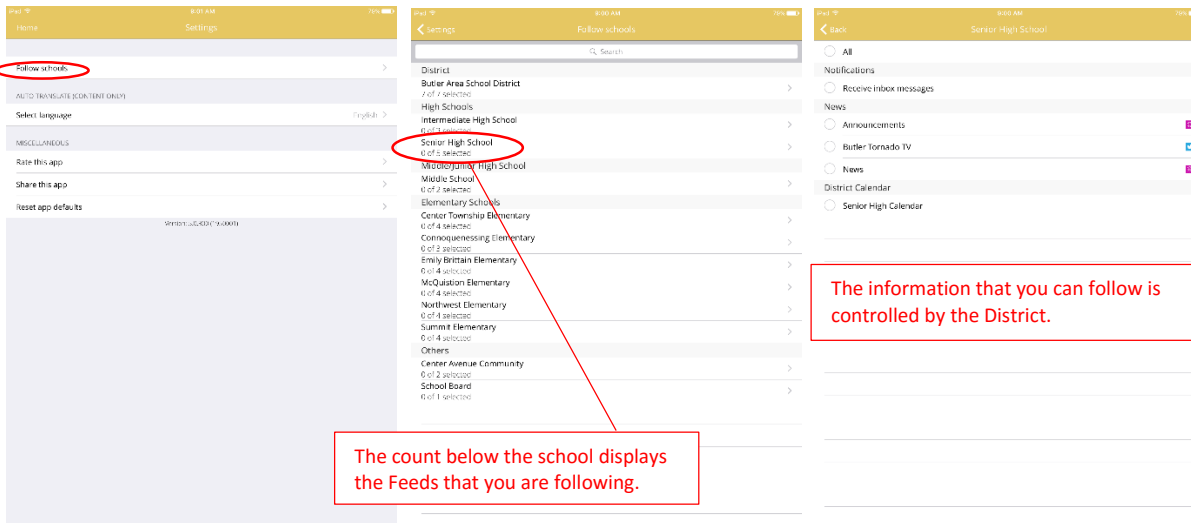
8. The UCPS app allows you choose which school(s) and the specific information you follow.

> Go to Settings > Follow Schools > Choose the schools and feeds to follow



IMPORTANT:

In order to receive Push Notifications via the App, you need to have the “Notifications: Receive inbox messages” selected.



The count below the school displays the Feeds that you are following.

The information that you can follow is controlled by the District.