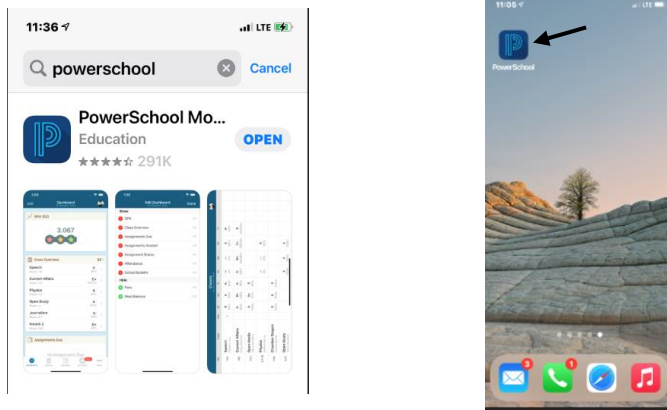
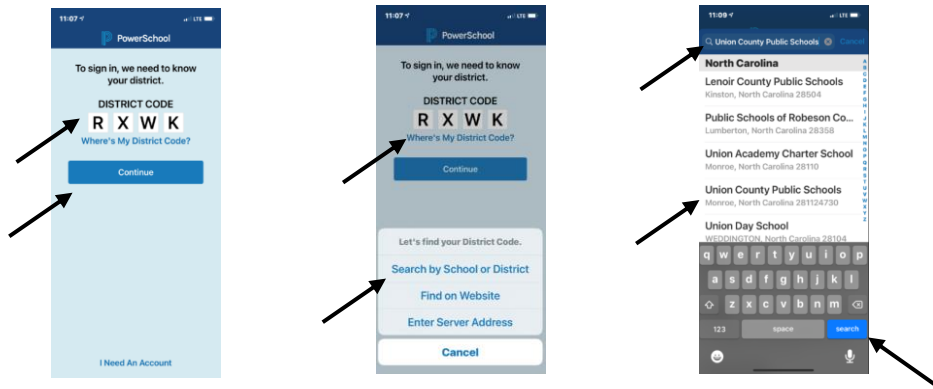


How to View your Schedule in PowerSchool

If you have not already done so, download the PowerSchool App to your phone.




If you just downloaded the app, you will need to enter the District Code RXWK once you open it. If you don't see a District Code, click on Where's My District Code, select Search by School or District. Type in Union County Public Schools and scroll down until you get to North Carolina and you should see it and select it.



Next click on I'm a Student which will take you to the NCEd Cloud login page and you will enter NCEd Cloud username and click Go and then enter your password and click Go again.



You should now see your Dashboard with your courses for 1st semester.



To see all of your classes for the 2021-2022 school year, click on T1 in the top right corner and scroll down until you see 21-22 and click Done. Now you should see a tile for all of your courses for the 2021-2022 school year. To see the period and room number for your 1st semester courses, click on classes at the bottom of the screen and click T1 (next to Grid) at the top to see your 1st semester courses.

