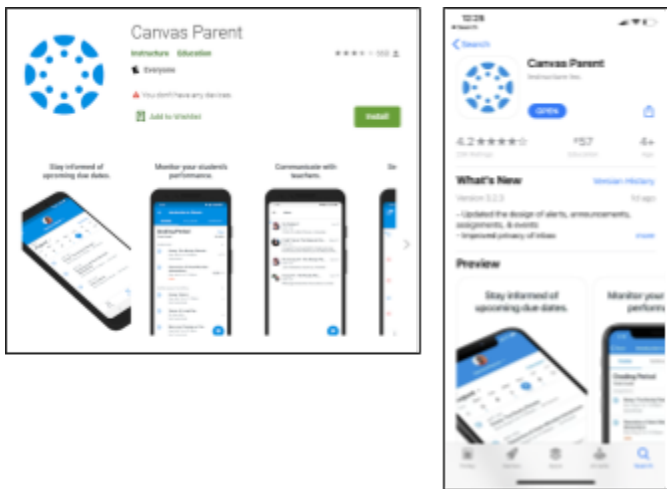





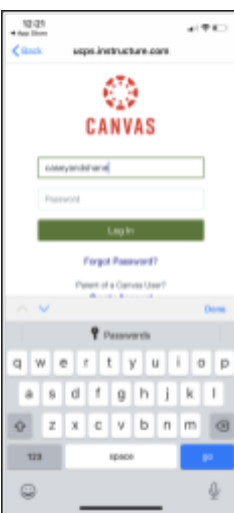
Canvas Parent Readiness Series: Using the Canvas Parent Mobile App

Canvas Parent enhances the potential for parents to engage in their children's education. Parents can review upcoming or past assignments, check on grades, and receive alerts for student activity. Canvas Parent can be used by any Canvas user with an observer account. Parents can use the Canvas Parent app on Android devices using Android 5.0 or later and iOS devices using iOS 10.0 or later.

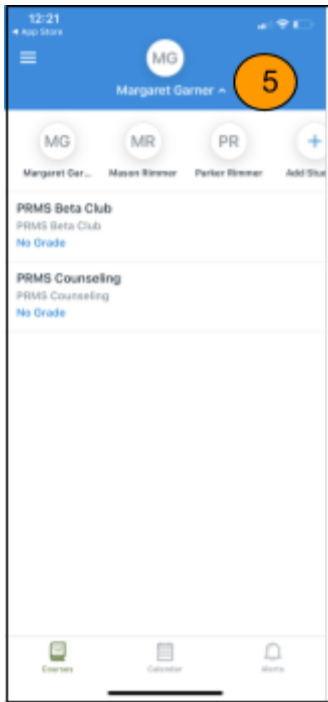


1. To obtain a Canvas observer pairing code and create an account, follow the steps identified in the pairing code tutorial: <https://bit.ly/UCPSscr2>

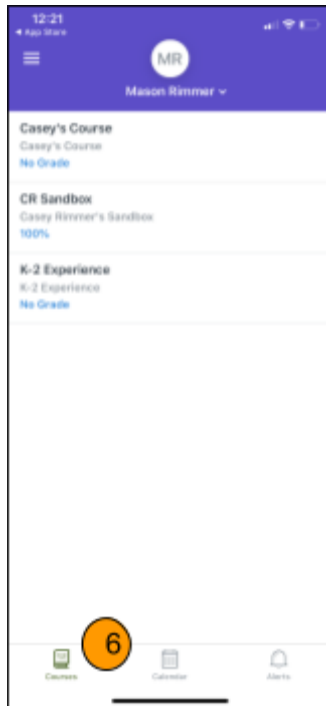
2. Download the Canvas Parent App from the iTunes store or Android/Google store. Canvas has multiple apps, be sure to download the blue application.

1. Select Find School	2. Search and select Union County Public Schools	3. Choose Parent/Observer button	4. Log in with previously created account
			

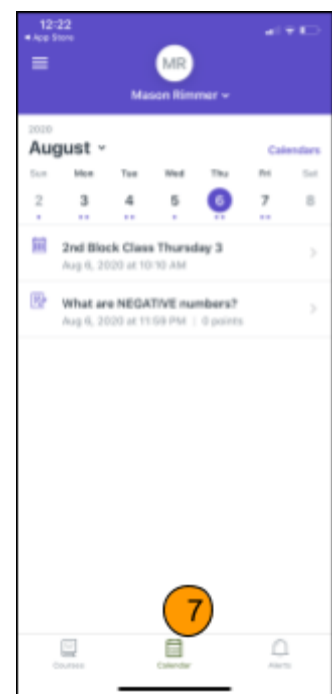
5. Use the drop down arrow to select child/Canvas student you would like to review



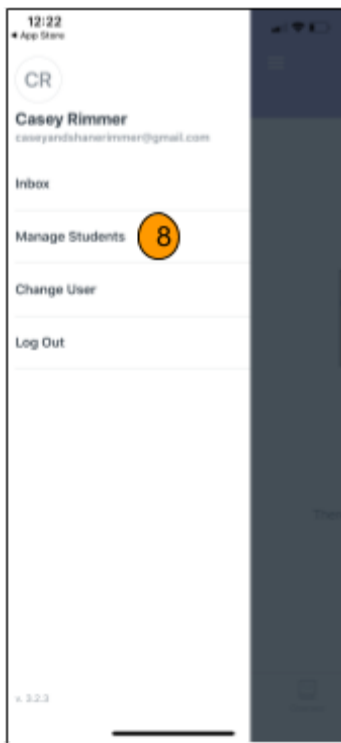
6. You can see the courses that each user is enrolled in from the courses menu



7. You can view upcoming events and assignment due dates for each individual user in the calendar screen



8. You can manage students (add students) with pairing codes by selecting the 3 lines in the top left



9. Enter pairing code and select Add

