

Naviance Student and Common App Procedures for Rising Seniors

MRHS Class of 2019

Naviance Student & Common App Matching

Opens August 1st

Use these slides as a reference tool when starting the application process

Getting Started

Family Connections is now Naviance Student- same tools but a different name and new look!

Senior Planning Guide and other documents will all be posted on Naviance Students-get comfortable with this platform

View the following instructional videos to guide your first steps in the application process

❖ [How to Match Common App and Naviance Accounts](#)

❖ [Letters of Recommendation](#)

Common_App_Naviance

Secure | https://www.threeriversschools.org/media/guidance/Common_App_NavianceCommonAppMatchingandTranscriptRequest-docx.pdf

Apps Bookmarks Google Drive – One p PowerSchool Middle School Unit a Teen Grief Groups Bb Solution Focused PP www.sagepub.com/u solution focused Other bookmarks

Common_App_NavianceCommonAppMatchingandTranscriptRequest-docx.pdf 1 / 1

MATCHING YOUR COMMON APP WITH NAVIANCE/FAMILY CONNECTIONS

- Go to www.commonapp.org
- Create a Common App account by clicking on “**Apply Now**”(if you already have one, click on “**Apply Now**” and log in)
- Complete the Initial Common App tasks
 - Complete the **current or most recent school** segment of the **education section** located under the “**Common App**” tab
 - Add at least one college to your **My Colleges** list by searching for colleges & universities under the “**College Search**” tab
 - Read & sign the FERPA Release Authorization under the “**Recommenders and FERPA**” section of the **My Colleges** tab
 - Click on “**Release Authorization**” under the **FERPA Release Authorization** section and fill out the release form
- Complete the account matching process on your **Family Connection** by OPENING UP A SEPARATE BROWSER AND GOING TO THE FAMILY CONNECTION/NAVIANCE LOGIN PAGE
 - Log onto **Family Connection**
 - Username: Three Rivers Email Address
 - Password: Student ID number plus 000
 - Click on “**Colleges**” tab
 - Click on “**Colleges I’m Applying to**” link
 - Enter email address you used for Common App and your date of Birth
 - Click on “**Match**” to complete the process

9:10 AM 4/11/2018

Common App & Naviance Matching

NAVIANCE FAMILY CONNECTION Login Instructions



click the "Naviance"
button on the student
startup page

click "Clever" on the
NCEd Cloud page,

choose Naviance from
the menu.

Naviance Student

Carlee

https://student.naviance.com/main

Apps Bookmarks Google Drive - One PowerSchool Middle School Unit a Teen Grief Groups Bb Solution Focused PP www.sagepub.com/u solution focused Other bookmarks

Welcome, Charlie!

Search For Colleges

Type a college name

SEARCH

Welcome Page

WELCOME!

Read more

My Favorites

COLLEGES

I'm thinking about

COLLEGES

I'm applying to

Windows Taskbar

2:43 PM 4/27/2018

MORE COLLEGE SEARCH OPTIONS

More Search Tools

[Advanced College Search](#)

[SuperMatch™ College Search](#)

[College Lookup](#)

My Favorites



COLLEGES
[I'm thinking about](#)



COLLEGES
[I'm applying to](#)



Apply to Colleges



COLLEGES
[I'm applying to](#)



[Letters of Recommendation](#)

[College Events](#)

[Manage Transcripts](#)

Research Colleges



COLLEGES
[I'm thinking about](#)



[Scattergrams](#)

[College Match](#)

[College Compare](#)

 Close

Common App Account Matching

Note: Once you match account, your FERPA status can no longer be changed and you cannot unmatch your account.

We're excited that you are ready to apply to colleges. Some colleges allow you to apply with Common App. You can match your Common App and Naviance Student account to track your applications in one place! In just a few short steps, we'll have your accounts matched.

Get Started with Common App

- Create a Common App account on [Common App Online](#)
- Sign the Common App (CA) FERPA Waiver on [Common App Online](#)

Match Your Accounts

Tell us the email address you are using for Common App and your date of birth.

Common App Email Address

Date of Birth


TIPS

These tips will help you successfully match your accounts.

- Mark sure you use the **email address** that you chose for your Common App account
- Make sure that **last name** on your Naviance Student account matches the last name you used to create your Common App account. [I don't need this](#)
- Make sure the **date of birth** on your Naviance Student account matches the date of birth on your Common App account.

 Match Accounts

Colleges I'm applying to

 Search for colleges Did you change your mind about applying to Common App schools?[Match Accounts](#) Manage Transcripts Compare Me = extended profile available[+ REQUEST TRANSCRIPTS](#)  REMOVE

	College	Type	Deadline	Transcripts	Office materials	Application		
<input type="checkbox"/>	East Carolina University	RD	Regular Decision	March 1	Pending	Unknown▼	 EDIT	MORE ⋮
<input type="checkbox"/>	The University of North Carolina at Chapel Hill	RD	Regular Decision	January 15	Pending	Unknown▼	 EDIT	MORE ⋮

College that I'm attending:

 Cancel

Add New College Application

STEP 1

Add Application

STEP 2

Request Transcript

Which college are you applying to?

Wingate University



Type college name

App type

Regular Decision



I'll submit my application

Direct to the institution

☐

I've submitted my application

Check if you've submitted application

Add Application

ADD AND REQUEST TRANSCRIPT

Colleges I'm applying to

 Search for colleges

 Did you change your mind about applying to Common App schools?

[Match Accounts](#)

 Manage Transcripts




 Compare Me



 = extended profile available

[+ REQUEST TRANSCRIPTS](#)

 REMOVE

College	Type	Deadline	Transcripts	Office materials	Application		
<input type="checkbox"/> East Carolina University	RD	Regular Decision	March 1	Pending	Unknown▼	 EDIT	MORE !
<input type="checkbox"/> The University of North Carolina at Chapel Hill	RD	Regular Decision	January 15	Pending	Unknown▼	 EDIT	MORE !
<input type="checkbox"/> Wingate University	RD	N/A		Pending	Unknown▼	 EDIT	MORE !

College that I'm attending:

N/A



Update

Letters of recommendation

Letters of Recommendation

MORE COLLEGE SEARCH OPTIONS

More Search Tools

[Advanced College Search](#)

[SuperMatch™ College Search](#)

[College Lookup](#)

Apply to Colleges



COLLEGES

[I'm applying to](#)



[Letters of Recommendation](#)



[College Events](#)

[Manage Transcripts](#)

My Favorites



COLLEGES

[I'm thinking about](#)



COLLEGES

[I'm applying to](#)



Research Colleges



COLLEGES

[I'm thinking about](#)



[Scattergrams](#)

[College Match](#)

[College Compare](#)

Letters of recommendation

Your Requests

You can request new letters of recommendation and track the most recent status of your requests here.



Add Request

Recommendation For ^	Deadline ^	Recommender(s)	Status i	Cancel Request
All Applications i	See applications	Test LA Teacher	Cancelled -----	✕



Add Request

Letters of recommendation

Add new request

Here you can ask a teacher to write you a letter of recommendation. If you don't have any colleges in your list yet, you may still make a request. Make sure you give your teachers plenty of time to write your recommendations!

Cancel

Submit Request

1. Who would you like to write this recommendation?*

Select Teacher

Select A Teacher

2. Select which colleges this request is for:*

Select college(s) request is for

- ☐ Choose **specific** colleges from your *Colleges I'm Applying To* list
- ☐ All current and future colleges I add to my *Colleges I'm Applying To* list ⓘ

3. Include a personal note to remind your recommender about your great qualities and any specifics about your request:

Write personal note to
teacher in text box below

Submit request
after Step 3

Way to go! Robin Teacher will be notified of this recommendation request for 2 colleges.



Letters of recommendation

Your Requests

You can request new letters of recommendation and track the most recent status of your requests here.

Add Request

Recommendation For ^	Deadline ^	Recommender(s)	Status ⓘ	Cancel Request
All Applications ⓘ	See applications	Test LA Teacher	Cancelled	✕
University of North Carolina at Chapel Hill 1 required/ 1 allowed/ 1 requested	Jan 15 2019	Robin Teacher	Requested	✕
Wingate University -- required/ -- allowed/ 1 requested		Robin Teacher	Requested	✕

Add Request

Requesting a Transcript through Naviance

- ❑ Log onto Naviance Student
- ❑ Click on the “Colleges” tab
- ❑ Click the “Transcripts” link under the “Resources” section (along the left side of the screen)
- ❑ Click on the “Requests transcripts for my college application” link
- ❑ From here you can either look up the school & click on “Request Transcripts” or you can click on “add request” for any college you already have designated as applying to. Click on “Request Transcripts” towards the bottom of the page when you have selected all of the colleges you want to receive transcripts.

Transcripts Continued...

- **Common App:** Request through Naviance
 - **Paper Copy:** Request in Guidance, cost is \$3.00 (pay online)
 - **Coalition:** Request through Coalition (it is not connected to Naviance)
- ★ Remember you can send free transcripts through CFNC if that is the application tool of choice (recommended for community college & NC College Application Month)



Things to Consider Before Applying

- ❖ Having your senior schedule in hand upon applying (schedules come out in August) If you start your application beforehand you could be giving the university misinformation.
- ❖ Senior meetings- start in September, this meeting helps counselors know where you are thinking about applying and may help you narrow down the prospects
- ❖ Complete a Resume- ease application process, supply to teachers for letters of recommendation. There is a resume builder in Naviance Student!
- ❖ Naviance Student Common App Matching Opens August 1st